

REPORT OF INCOME
For the Quarter Ending March 31, 2012
(In Pesos)

BAR No. 3

Department : Department of Public Works & Highways

Agency / OU : Nationwide

Fund : 101

CLASSIFICATION / SOURCES OF INCOME 1	ACTUAL INCOME COLLECTIONS FOR THIS QUARTER				CUMULATIVE INCOME	CUMULATIVE INCOME	REMARKS 8
	FIRST MONTH 2	SECOND MONTH 3	THIRD MONTH 4	TOTAL 5=2+3+4	COLLECTIONS TO DATE 6	DEPOSITED WITH BTR 7	
Extra Remuneration	5,555	0	0	5,555	5,555	5,555	
Liquidated Damages	0	57,967	56,487	114,454	114,454	114,454	
Manuals/Journals/Publications	0	0	1,500	1,500	1,500	1,500	
Total Miscellaneous Income	385,518,893	46,902,364	37,714,739	470,135,996	470,135,996	386,314,614	
Total	395,705,345	56,799,174	46,316,412	498,820,931	498,820,931	409,613,009	

Note: Exclusive of the Report of Income From Regional Office Nos. VI & X.

Prepared by :


TERESITA S. DE VERA
Department Chief Accountant

Approved :


ARISTEO O. REYES
Director III, CFMS

BAR No. 3

REPORT OF INCOME For the Second Quarter, 2012

(In Pesos)


Department : Dept. of Public Works & Highways
Agency/OU : Nationwide
Fund : Fund 101

CLASSIFICATION/ SOURCES OF INCOME (1)	ACTUAL INCOME COLLECTIONS FOR THIS QUARTER				CUMULATIVE INCOME COLLECTIONS TO DATE (6)	CUMULATIVE INCOME DEPOSITED WITH BTR (7)	REMARKS (8)
	FIRST MONTH October (2)	SECOND MONTH November (3)	THIRD MONTH December (4)	TOTAL (5)=(2)+3+4			
Interest Income	63,870	113,038	509	177,417	179,507	172,980	Excess deposit vs. collection is due to deposit of prior years' collections this year
Fines and Penalties		856,671	-	856,671	1,703,676	1,703,676	
Conference and Seminar Fees	225,800	367,750	529,040	1,122,590	1,869,550	248,510	
Other Service Income	8,002,585	10,042,468	8,581,622	26,626,675	55,330,558	49,442,789	
Miscellaneous Income	38,167,143	30,898,493	40,565,726	109,631,362	251,136,990	81,592,569	
Various Refunds	3,037,801	188,576	150,034	3,376,411	4,845,468	4,450,576	Refundable Refundable
Performance/Bid Bond	289,365	611,210	490,920	1,391,495	2,419,294	23,379	
Excavation fee	43,720	571,229	60,853	675,802	2,196,829	2,208,259	
Toll Fee	2,912,095	2,691,135	1,341,485	6,944,715	10,977,335	19,263,535	
Permit/Processing Fee	162,126	35,208	57,498	254,832	426,292	340,271	
Dividend Income	-	-	-	-	1,050	1,050	
Insurance Income	-	-	1,853	1,853	30,853	1,853	
Rent Income	277,900	344,316	426,450	1,048,666	1,846,478	149,160	
TOTAL	53,182,405	46,720,094	52,205,990	152,108,489	332,963,880	159,598,607	

SUBMITTED BY:


TERESITA S. DE VERA
Department Chief Accountant

APPROVED:


ARISTEO O. REYES
Director III, CFMS

REPORT OF INCOME

For the Third Quarter, 2012

(In Pesos)

Department : Department of Public Works & Highways
Fund : 101

CLASSIFICATION / SOURCES OF INCOME (1)	ACTUAL INCOME COLLECTIONS FOR THE QUARTER				CUMULATIVE INCOME COLLECTIONS TO DATE (6)	CUMULATIVE INCOME DEPOSITED WITH BTR (7)	REMARKS (8)
	FIRST MONTH (2)	SECOND MONTH (3)	THIRD MONTH (4)	TOTAL (5)=(2)+3+4			
Seminar Fee	556,398	408,641	310,933	1,275,972	3,145,522	344,305	Deposit of P174,845 is for Prior Year's (PY) income.
Performance / Bidders Bond	950,381	29,063	37,824	1,017,268	3,436,562	223,801	
Other Service Income							
Material Testing Fee	9,441,050	7,784,082	8,199,632	25,424,764	80,755,322	77,150,254	P5,334,805 deposit is PY income;
Miscellaneous Income							
Sale of Bid Documents / LOI	34,647,598	34,410,887	42,236,314	111,294,799	362,431,789	144,197,833	
Rent Income	626,839	535,983	412,048	1,574,870	3,421,348	495,198	
Various Refund	379,248	1,121,738	335,410	1,836,396	6,681,864	6,406,729	P3,738 deposit is PY income
Dividend Income	0	0	0	0	1,050	1,050	
Permit/Processing fee	19,848	8,440	23,359	91,647	517,939	340,271	
Certification fee	41,150	8,760	8,380	58,290	58,290	57,790	
Inspection/supervision fee	174,754	1,884	2,943	179,581	179,581	122,450	
Excavation fee	657,763	457,140	209,987	1,324,890	3,521,719	3,356,129	
Fines and Penalties	0	0	30	30	1,703,706	1,703,676	
Interest Income	3,604	115,334	3,451	122,389	301,896	296,952	
Toll fee	2,819,128	2,564,298	2,584,974	7,968,400	18,945,735	19,263,535	includes deposit for PY income
Sale of Manual/Journal/Publication	20,700	10,200	3,650	34,550	34,550	34,550	
Sale of Unserviceable Equipment	5,295,092	0	0	5,295,092	5,295,092	5,295,092	
Insurance Income	277,358	0	0	277,358	308,211	279,211	GSIS Insurance Premium Rebate
Liquidated Damages	132,631	2,497	14,218	149,346	149,346	149,346	
Protest Fee	0	0	846,790	846,790	846,790	846,790	
Total Miscellaneous Income	45,095,713	39,277,161	46,681,554	131,054,428	404,398,905	182,846,602	
TOTAL	56,043,542	47,498,947	55,229,943	158,772,432	491,736,312	260,564,962	

Prepared by :

TERESITA S. DE VERA
TERESITA S. DE VERA
Department Chief Accountant

Approved :

ARISTEO O. REYES
ARISTEO O. REYES
Director III, CFMS

REPORT OF INCOME
For the 4h Quarter, 2012
(In Pesos)

BAR No. 3
Department : Department of Public Works & Highways
Agency / OU : Nationwide
Fund : 101

CLASSIFICATION / SOURCES OF INCOME 1	ACTUAL INCOME COLLECTIONS FOR THIS QUARTER				CUMULATIVE INCOME COLLECTIONS TO DATE 6	CUMULATIVE INCOME DEPOSITED WITH BTR 7	REMARKS 8
	FIRST MONTH 2	SECOND MONTH 3	THIRD MONTH 4	TOTAL 5=2+3+4			
Seminar Fee	829,726	334,151	370,950	1,534,827	4,678,948	386,978	
Performance / Bidders Bond	5,463,953	2,218,980	1,319,497	9,002,430	13,610,750	371,473	Refundable
Fines & Penalties	256,483	7,826	56,276	320,585	330,500	14,251	
Other Services Income							
Material Quality & Standard Testing Fee	7,434,615	6,658,178	7,722,857	21,815,650	102,677,575	100,151,457	P5,364,842 deposit represents PY Income
Miscellaneous Income							
Bid Documentss / LOI	91,624,569	144,050,645	112,129,133	347,804,347	704,741,373	348,438,641	P11,744,225 deposit represents PY Income
Lodging Fee	403,200	230,250	209,350	842,800	3,862,250	2,000	P1,100 deposit represents PY Income
Various Refund	697,423	576,333	421,747	1,695,503	8,490,737	8,296,969	
Refund From Unutilized Fund Transfer	208,781	0	81,438	290,219	356,762	356,762	
Rent Income	54,184	37,105	29,885	121,174	635,671	635,671	
Permit / Processing Fee	158,500	104,301	51,895	314,696	859,907	382,858	
Certification / SRC Fee	5,850	3,650	3,670	13,170	71,460	71,460	
Excavation Fee	151,563	103,612	64,720	319,895	3,059,935	3,044,357	
Protest Fee	0	0	0	0	846,790	1,700,790	P854,000 deposit represents PY Income
Litigation Fee	0	0	0	0	200,000	200,000	
Concession Fee	0	0	0	0	518,480,000	518,480,000	
Toll Fee	2,212,200	2,042,445	2,381,325	6,635,970	25,581,705	0	
Inspection / Supervision Fee	8,060	755	44,858	53,673	229,570	213,245	
Interest Income	364,057	40,893	86,268	491,218	811,500	2,865,799	P2,504,051 deposit rep. PY Income fr. Bank Deposits
Dividend Income	0	0	0	0	1,050	1,050	
Insurance Income	19,123	0	0	19,123	327,335	281,449	
Sale of Unserviceable Property	0	100,000	24,095	124,095	5,428,325	5,411,029	
Sale of DPWH Books, Manuals, Journals	13,855	3,400	1,700	18,955	54,078	54,078	
Liquidated Damages	1,321,420	203,009	239,193	1,763,622	7,286,370	7,224,913	
Receipt of Collection from Other Agencies	16,682,513	834,582,230	0	851,264,743	1,215,203,230	1,215,203,230	Project Implementation
Soil Exploration	0	0	0	0	1,280,000	0	
Total Miscellaneous Income	113,925,298	982,078,628	115,769,277	1,211,773,203	2,497,808,048	2,112,864,301	
Grand Total	127,910,075	991,297,763	125,238,857	1,244,446,695	2,619,105,821	2,213,788,460	

Prepared by :


TERESITA S. DE VERA
Department Chief Accountant

Approved :



ARISTEO O. REYES
Director III, CFMS

REPORT OF INCOME
For the 4h Quarter, 2012
(In Pesos)


BAR No. 3
Department : Department of Public Works & Highways
Agency / OU : Nationwide
Fund : 153

CLASSIFICATION / SOURCES OF INCOME 1	ACTUAL INCOME COLLECTIONS FOR THIS QUARTER				CUMULATIVE INCOME COLLECTIONS TO DATE 6	CUMULATIVE INCOME DEPOSITED WITH BTR 7	REMARKS 8
	FIRST MONTH 2	SECOND MONTH 3	THIRD MONTH 4	TOTAL 5=2+3+4			
Miscellaneous Income							
Refund From Unutilized Fund Transfer	0	0	0	0	422,997	0	
Total	0	0	0	0	422,997	0	

Prepared by :


TERESITA S. DE VERA
Department Chief Accountant

Approved :


ARISTEO O. REYES
Director III, CFMS

REPORT OF INCOME
For the 4h Quarter, 2012
(In Pesos)

BAR No. 3

Department :

Department of Public Works & Highways

Agency / OU :

Nationwide

Fund :

152

CLASSIFICATION / SOURCES OF INCOME 1	ACTUAL INCOME COLLECTIONS FOR THIS QUARTER				CUMULATIVE INCOME COLLECTIONS TO DATE 6	CUMULATIVE INCOME DEPOSITED WITH BTR 7	REMARKS 8
	FIRST MONTH 2	SECOND MONTH 3	THIRD MONTH 4	TOTAL 5=2+3+4			
Miscellaneous Income							
Receipt of Collection from Other Agencies	16,682,513	0	0	16,682,513	16,682,513	16,682,513	
Total	16,682,513	0	0	16,682,513	16,682,513	16,682,513	

Prepared by :



TERESITA S. DE VERA

Department Chief Accountant

Approved :



ARISTEO O. REYES

Director III, CFMS